



NOTTINGHAM CITY COUNCIL
BASFORD AND BESTWOOD AREA COMMITTEE

Date: Wednesday, 12 September 2018

Time: 4.30 pm

Place: LH 2.11 - Loxley House, Station Street, Nottingham, NG2 3NG

Councillors are requested to attend the above meeting to transact the following business

Corporate Director for Strategy and Resources

Governance Officer: Mark Leavesley **Direct Dial:** 0115 876 4302

- 1 APOLOGIES FOR ABSENCE**
Councillor Linda Woodings - leave
- 2 DECLARATIONS OF INTERESTS**
If you need advice on declaring an interest, please contact the Governance Officer above, if possible before the day of the meeting
- 3 MINUTES** 3 - 8
Last meeting held on 06 June 2018 (for confirmation)
- 4 ISSUES FROM COMMUNITY REPRESENTATIVES**
Please contact the Neighbourhood Development Officer at least 3 days before the meeting with any issues you wish to raise
- 5 POLICE AND COMMUNITY PROTECTION UPDATE**
- 6 NOTTINGHAM CITY HOMES - PERFORMANCE AND SPEND UPDATE** 9 - 26
Report of Chief Executive, Nottingham City Homes
- 7 AREA BASED GRANTS - UPDATE** 27 - 36
Gary Cawthorne, Bestwood Partnerships, to report
- 8 ROBIN HOOD ENERGY UPDATE** 37 - 50
Councillor Sally Longford, RHE Board member, and Rob Bain, Finance Director, RHE, in attendance

9	AREA CAPITAL FUND - 2018/19 PROGRAMME Report of Director of Community Protection	51 - 58
10	WARD COUNCILLOR BUDGET Report of Director of Community Protection	59 - 62
11	WARD REPORTS Report of Director of Community Protection	63 - 80
12	DATE OF NEXT MEETING To note the next meeting will be held at Loxley House at 4.30pm on Wednesday 05 December 2018	

IF YOU NEED ANY ADVICE ON DECLARING AN INTEREST IN ANY ITEM ON THE AGENDA, PLEASE CONTACT THE GOVERNANCE OFFICER SHOWN ABOVE, IF POSSIBLE BEFORE THE DAY OF THE MEETING

CITIZENS ATTENDING MEETINGS ARE ASKED TO ARRIVE AT LEAST 15 MINUTES BEFORE THE START OF THE MEETING TO BE ISSUED WITH VISITOR BADGES

CITIZENS ARE ADVISED THAT THIS MEETING MAY BE RECORDED BY MEMBERS OF THE PUBLIC. ANY RECORDING OR REPORTING ON THIS MEETING SHOULD TAKE PLACE IN ACCORDANCE WITH THE COUNCIL'S POLICY ON RECORDING AND REPORTING ON PUBLIC MEETINGS, WHICH IS AVAILABLE AT WWW.NOTTINGHAMCITY.GOV.UK. INDIVIDUALS INTENDING TO RECORD THE MEETING ARE ASKED TO NOTIFY THE GOVERNANCE OFFICER SHOWN ABOVE IN ADVANCE.

NOTTINGHAM CITY COUNCIL

BASFORD AND BESTWOOD AREA COMMITTEE

MINUTES of the meeting held at Loxley House on 06/06/2018 from 4.30-6.15 pm

Membership

Present

Councillor Brian Grocock
Councillor Linda Woodings
Councillor Georgia Power
Councillor Nick Raine (Chair)

Absent

Councillor Cat Arnold

Colleagues, partners and others in attendance:

Chris Easton	-	Bestwood Anglican and Methodist Churches
Gary Cawthorne	-	Bestwood Partnership
Mark Leavesley	-	Governance Officer
Michael Savage	-	Highbury Vale Tenant's and Resident's Association
Gursharan Nijran	-	Neighbourhood Development Officer
Ben Standing)	Nottingham Open Spaces Forum
Martin Willis)	
Inspector Busuttil)	Nottinghamshire Police
Inspector Fenwick)	
Martin Harris	-	Parks Senior Technical Officer
John Hales	-	SALTAR
Rupinder Kooner)	Senior Community Protection Officer
Darryl Paxford)	

1 APPOINTMENT OF CHAIR

RESOLVED to appoint Councillor Raine as Chair for the remainder of the municipal year 2018-19.

2 APPOINTMENT OF VICE-CHAIR

RESOLVED to appoint Councillor Smith as Vice-Chair.

3 APOLOGIES FOR ABSENCE

Councillor Arnold	-	other Council business
Dale Griffin	(Neighbourhood Development Officer)
Daniel Pickard	(Area Housing Manager, Nottingham City Homes)

4 DECLARATIONS OF INTERESTS

None.

5 MINUTES

The Committee confirmed the minutes of the meeting held on 06 December 2017 as a correct record and they were signed by the Chair.

6 AREA COMMITTEE COMMUNITY REPRESENTATIVES

RESOLVED to appoint the following as Area Committee representatives for the Basford and Bestwood areas for the remainder of the municipal year 2018-19:

Chris Easton - Bestwood Anglican and Methodist Churches
John Hales - Stockhill and Ladbroke Tenants and Residents (SALTAR)
Michael Savage - Friends of Rona Court

7 POLICE AND COMMUNITY PROTECTION UPDATE

Inspectors Christine Busuttill and Gordon Fenwick, Nottinghamshire Police, and Darryl Paxford, Senior Community Protection Officer, updated the Committee on Policing matters in the wards, including crime and arrest figures, local initiatives to address crime and anti-social behaviour and current Police / Community Protection areas of focus.

During discussion, the following comments were made:

- Councillors were happy to fund public events in local venues where the Police and Community Protection could discuss issues etc with local people;
- if there are issues with speeding in 20mph areas, drug use / sales in local parks etc, the community should forward evidence to the Police so they can take action;
- Councillors complimented Officers on the increase in the number of issued fines for dog-fouling.

RESOLVED to note the update.

8 NOTTINGHAM OPEN SPACES FORUM (NOSF)

Martin Willis, Nottingham Open Spaces Forum (NOSF) presented the report, introducing the Committee to the work being done by the Forum. He highlighted the following points:

- (a) NOSF had recently become a registered charity and acted as a forum to bring together groups and community initiatives dedicated to looking after the open spaces within Nottingham;
- (b) the forum acted as a support network for small and medium sized groups and offered help identifying and applying for different funding streams;
- (c) the forum was also able to help smaller groups identify and gain insurance for community events, encouraging more events in the City's open spaces.

RESOLVED to note the report and endorse the work of the NOSF.

9 PARKS & OPEN SPACES INVESTMENT PLANS

Martin Harris, Parks Senior Technical Officer, presented the report on the Parks and Open Spaces Investment Plans, highlighting the following points:

- (a) the plan allows Nottingham City Council to demonstrate an ongoing need for investment in Nottingham City's parks and open spaces to developers and other sources of funding;
- (b) the plans have been drawn up in consultation with ward Councillors and allow for quick identification of schemes when funding becomes available;
- (c) the plan will be updated annually to reflect the changing need for investment within the area.

During discussion the following comments were made:

- the schemes in the plan are not listed in any order of priority and others can be added to the plans on an area by area basis;
- alterations and amendments to the plan can be made / suggested by local people / groups and fed back to the Parks and Open Spaces Team.

RESOLVED that the investment / improvement plan, as detailed in the appendix to the report, be endorsed.

10 ISSUES FROM COMMUNITY REPRESENTATIVES

No issues were raised.

11 AREA BASED GRANTS

Gary Cawthorne, Bestwood Partnerships, presented the following information:

- Quarter 4 2017/18 (01 Jan to 31 March 2018) monitoring report;
- Annual End of Year Report 2017/18;
- Forward Plan 2018/19.

RESOLVED to note the 2017/18 performance and the forward plan for 2018/19, and to record the thanks of the Committee to Mr Cawthorne for the excellent outcomes against targets from 2017/18 and the transparency of his reports.

12 NOTTINGHAM CITY HOMES - UPDATE

Due to receipt of an apology for absence from Daniel Pickard, Area Housing Manager, the following pre-prepared information was read to the Committee on his behalf:

- 'Grander Design' improvement works are continuing across the area and have started at Masson Court, and Housing Patch Managers, in consultation with 'Decent Neighbourhoods', are looking for new proposals;

- at the recent Housing Awards event (the equivalent of housing Oscars), NCH won 3 awards, including 'UK Landlord of the Year' and 'Outstanding Approach to Tenant Involvement';
- Daniel has been successful in his bid to become the permanent Area Housing Manager for the area;
- new builds have been completed at Amber Hill, Gautries Close and Hazel Hill (x2) and these are all currently out for let. There are also plans for new builds at East Glade, Poplar Heights, Padstow and Beckhampton included in the Corporate Local Plan;
- local satisfaction in regard to anti-social behaviour, in a recent survey, was the highest it has ever been at 88%;
- the new Corporate Plan includes creating '5-star estates', so there is work ongoing currently to make them safe and happy places to live;
- garden competition entries must be submitted by the closing date of 20 June;
- Bulwell Academy is holding a 'Fun Day' on Saturday 15 September.

RESOLVED to note the information.

13 AREA CAPITAL FUND - 2018/19 PROGRAMME

Gursharan Singh Nijran, Neighbourhood Development Officer, presented the report, which detailed spend during 2017/18 and the latest spend proposals under the Fund for 2018/19.

RESOLVED

- (1) to note the spend for 2017/18;
- (2) to approve the following schemes from the 2018/19 available funds:

<u>Location</u>	<u>Scheme</u>	<u>Cost (£)</u>
<u>Basford - LTP</u>		
Lauriston Drive	Hand rail	5,300
Basford area	Lining schemes	25,000
Heathfield/Arnold Road	Road safety study	2,351
Harmston Rise	Road signs	1,068
B682	Road safety study	5,000
<u>Basford - Public realm (PR)</u>		
No schemes	N/A	N/A
	LTP c/f 2017/18	46,440
	PR c/f 2017/18	7,296

2018/19 LTP allocation	64,900
2018/19 PR allocation	24,896
Total available	143,532
Less LTP schemes above	38,719
Remaining balance	104,813

Bestwood - LTP

Ridgeway Walk	Install bollards	4,800
Ridgeway/Old Farm Road	Install tactile crossings	4,000
Bewcastle Road area	Install tactile crossings	13,000
Queens Bower Road	Reconstruct footpath	66,612

Bestwood - Public realm (PR)

Leybourne Drive	General improvements	6,823
Queens Bower Road	Reconstruct footpath	14,352

LTP c/f 2017/18	13,012
PR c/f 2017/18	43
2018/19 LTP allocation	75,400
2018/19 PR allocation	28,928
Total available	117,383
Less LTP schemes above	88,412
Less PR schemes above	21,175
Remaining balance	7,796

14 WARD COUNCILLOR BUDGET

Gursharan Singh Nijran, Neighbourhood Development Officer, presented the report, which detailed decisions taken by the Director of Neighbourhood services under delegated authority since the last meeting.

RESOLVED to note the following 2017/18 schemes, the 2018/19 funding allocation of £5,000 to each ward Councillor and the available funds for 2018/19 schemes:

<u>Basford</u>	<u>Amount</u> <u>(£)</u>
Hoodwinked (city-wide)	500
NG Community Hub residential	750
Highbury Vale Easter sports	600
	c/f 2016/17 5,601
	2017/18 allocation 15,000
	De-committed 1,141
	Total allocated at 31/03/2018 6,465
	Total unallocated at 31/03/2018 15,277

	c/f 2017/18	15,277
	2018/19 allocation	15,000
	De-committed	0
	Total allocated at 27/04/2018	0
Total unallocated at 27/04/2018 (for 2018/19 schemes)		30,277

Bestwood

Parent and toddler group	500
Bestwood Partnership Wellbeing course	100
Maythorne Walk - grit bin	526
Hoodwinked (city-wide)	250

	c/f 2016/17	5,936
	2017/18 allocation	15,000
	De-committed	5,000
	Total allocated at 31/03/2018	22,706
Total unallocated at 31/03/2018		3,230

	c/f 2017/18	3,230
	2018/19 allocation	15,000
	De-committed	0
	Total allocated at 27/04/2018	0
Total unallocated at 27/04/2018 (for 2018/19 schemes)		18,230

15 WARD REPORTS

Gursharan Singh Nijran, Neighbourhood Development Officer, presented the report, which for both wards detailed priorities and issues, notified forthcoming events and highlighted issues being addressed via Neighbourhood Action Team meetings.

RESOLVED to note the report.

16 DATES OF FUTURE MEETINGS

RESOLVED that the Committee will meet at Loxley House, NG2 3NG, at 4.30pm on the following Wednesdays during the municipal year 2018/19:

2018

12 September

05 December

2019

06 March



Basford and Bestwood Area Committee
12 September 2018

Title of paper:	Nottingham City Homes Update	
Corporate Director:	Nick Murphy Chief Executive of Nottingham City Homes	Wards affected: Basford & Bestwood
Report author and contact details:	Daniel Pickard, Area Housing Manager, Nottingham City Homes daniel.pickard@nottinghamcityhomes.org.uk 0115 746 9090	

Relevant Council Plan Strategic Priority:	
Cutting unemployment by a quarter	<input type="checkbox"/>
Cut crime and anti-social behaviour	<input checked="" type="checkbox"/>
Ensure more school leavers get a job, training or further education than any other City	<input type="checkbox"/>
Your neighbourhood as clean as the City Centre	<input checked="" type="checkbox"/>
Help keep your energy bills down	<input type="checkbox"/>
Good access to public transport	<input type="checkbox"/>
Nottingham has a good mix of housing	<input type="checkbox"/>
Nottingham is a good place to do business, invest and create jobs	<input type="checkbox"/>
Nottingham offers a wide range of leisure activities, parks and sporting events	<input type="checkbox"/>
Support early intervention activities	<input type="checkbox"/>
Deliver effective, value for money services to our citizens	<input checked="" type="checkbox"/>

Summary of issues (including benefits to customers/service users):

The report provides updates on key issues and themes which link back to local priorities and the strategic themes for Nottingham City Homes.

The reports provide summary updates on the following key themes:

- Capital Programme and major work;
- Area regeneration and environmental issues;
- key messages from the Tenant and Leasehold Congress;
- Tenant and Residents Associations updates;
- Area performance;
- Good news stories and positive publicity.

Recommendations:	
1	To note the update and performance information (appendices 1 and 2) and the allocation of funds for 2018/19 (appendix 3).
2	To approve the schemes as detailed in appendix 3.

1. REASONS FOR RECOMMENDATIONS

- 1.1 The Nottingham City Homes update provides a descriptive and statistical picture of what is happening at an area level and invite community representatives to comment, debate, challenge and identify how they can add value to improve their neighbourhoods.
- 1.2 The update also monitors progress in the wards and acts as a catalyst for debate about the key performance issues impacting upon the ward on a quarterly basis.

2 BACKGROUND

- 2.1 Nottingham City Homes previously reported on performance at local Area Panels, Panels that sit below the respective Area Committees. These panels were attended by local residents, local Councillors and partner agencies.
- 2.2 Nottingham City Homes has a goal to 'create homes and places where people want to live' and to give tenants and leaseholders an input in shaping what happens in their area. The Nottingham City Homes Update and Performance Report is one of a number of initiatives that increases the transparency and accountability of the Company's performance.
- 2.3 Following the decision for the Nottingham City Homes reps to attend Area Committee, it was decided to provide the Nottingham City Homes Update Report to Area Committee. Appendices 1 and 2 provide the latest performance position for the Committee to note and comment on. Appendix 3 outlines the capital budget for this area.

3 OTHER OPTIONS CONSIDERED IN MAKING RECOMMENDATIONS

None

4 FINANCIAL IMPLICATIONS

Budgets are allocated on a yearly basis for each ward and there is an obligation on Nottingham City Homes to ensure that funds are allocated to projects within these budget requirements.

5. RISK MANAGEMENT ISSUES, EQUALITY IMPACT ASSESSMENT AND LIST OF BACKGROUND PAPERS OTHER THAN PUBLISHED WORKS OR THOSE DISCLOSING CONFIDENTIAL OR EXEMPT INFORMATION

None / not required.

6. PUBLISHED DOCUMENTS REFERRED TO IN COMPILING THIS REPORT

None.



Appendix 1

	Item	Executive Summary / Key Points	For info / decision
1	Capital Programme & major works	<p>Improvement works continue across the City replacing kitchens, bathrooms, windows and doors when they are due for renewal through a planned programme of works. Surveys for stock condition, structural and energy performance carry on across the City.</p> <p>Grander design work to Masson Court has started whilst Peartree Court is due this financial year. If approved, we can take them to Area Committee in September for approval and programme them in accordingly.</p>	Info
2	Area Regeneration and Environmental Issues	<p><u>Bestwood</u></p> <p>No major schemes have been completed since the last update. Projects are under review following discussions with colleagues in Tenancy Estate Management and Neighbourhood Development. A significant fencing project has been identified on Peary Close and Morrell Bank, replacing existing timber fencing with new metal railings, enhancing the environment and opening up boundary treatments to improve the aesthetic appeal, upgrading 339 meters of boundary treatment.</p> <p><u>Basford</u></p> <p>The Toton Close Project has had continued challenges in recent weeks, highways have requested additional design input and the introduction of car charging points (funding from external sources) but these queries have further delayed progress, we are supporting colleagues to progress as funding was agreed at Area Committee in June 2015.</p> <p>We continue to work with colleagues in Tenancy Estate Management and Neighbourhood Development to identify schemes with support from Councillors to spend a budget this financial year of £63,358.58</p>	Info

		<p>Work to Toton Close has now commenced and is being delivered by NCC Highways Dept. Decent Neighbourhoods work is currently being considered to complement the project - largely related to fencing and driveways.</p> <p>The Decent Neighbourhood team spent a morning in the ward with Housing Patch Manager's, Neighbourhood Development Officers and Councillors recently and identified three key schemes that will form part of a 3-5 year plan for DN improvements in the Bestwood ward. These schemes are now being quoted and represented to Councillors at the end of July. If approved we can take them to Area Committee in September for approval and programme them in accordingly.</p>	
3	Key messages from the Tenant and Leasehold Congress	<p><u>NCH Fun Day</u></p> <p>A fun and free event bringing all NCH residents together and showcasing NCH services and those of partners and stakeholders – 1500 residents attended last year. This year, it's on Saturday 15 September, 12 noon to 4pm, Bulwell Academy, and you're invited!</p> <p><u>Tenant and Leaseholder Awards 2019</u></p> <p>Nominations for the 2019 awards are now open, and you can make a nomination until Friday 30 November, online, by email at involved@nottinghamcityhomes.org.uk or telephone on 0115 746 9100.</p> <p><u>Become a Street and Block Champion</u></p> <p>We have over 90 Street and Block Champions helping to make their neighbourhood a better place to live by being a champion for their street or block – but we want to have many more!</p> <p>Our Street and Block Champions Handbook has now been published – it's been written to support our fantastic army of street and block champions across the city, and is a compendium of useful information that they may find helpful. Find out more by visiting the website or calling the Tenant and Leaseholder Involvement Team 0115 7469100</p> <p>http://www.nottinghamcityhomes.org.uk/get-involved/help-improve-your-neighbourhood/love-my-place/</p>	All for Info

	<p><u>Tenant Academy</u></p> <p>NCH residents can take part in a wide variety of FREE training courses through Nottingham City Homes' Tenant Academy. Contact 0115 74 69100 or email involved@nottinghamcityhomes.org.uk to request the latest copy of the prospectus.</p> <p>A number of courses can also be booked online at http://nchtenantacademy.eventbrite.com/</p> <p>Upcoming courses include:</p> <ul style="list-style-type: none">• Medicinal Garden Club, Bulwell Forest Gardens, 18 August, 1, 15 and 29 September, bookable online• Women in Construction taster workshops, Harvey Road, Bilborough, 28 August, 9.30am to 2.30pm, bookable online• Money Management, NCHA, 05/09/2018, bookable online• Emergency First Aid, Dunkirk Community Centre, 19/09/2018, bookable online• Speaking with Confidence, 10 Oct, bookable online• Practical DIY skills 12 October, bookable online• Surplus cook and eat lessons, date in October to be confirmed, Bulwell• Food safety level 2, 27 November, bookable online <p>Courses delivered and number of attendees:</p> <ul style="list-style-type: none">• Practical DIY, 15 June, 7 attendees• Basic Booking, 14 June, 10 attendees• Women in Construction, 26 June, 12 attendees• How to start a market stall , 2 attendees• Practical Face painting, 29 June, 8 attendees• First quarter stats April to June = 105 course attendees <p>Garden Competition – 76 entries received for 2018</p>	
--	-----------------------------------------------------------------------------------------------------------------------------------------------------------------------------------------------------------------------------------------------------------------------------------------------------------------------------------------------------------------------------------------------------------------------------------------------------------------------------------------------------------------------------------------------------------------------------------------------------------------------------------------------------------------------------------------------------------------------------------------------------------------------------------------------------------------------------------------------------------------------------------------------------------------------------------------------------------------------------------------------------------------------------------------------------------------------------------------------------------------------------------------------------------------------------------------------------------------------------------------------------------------------------------------------------------------------------------------------------------------------------------------------------------------------------------------------------------------------------------------------------------------------------------------------------------------------------------------------------------------------------------------------------------------------------------------------------------------------------------------------------------------------------------------------------------------------------------------------------------------	--


		<p><u>Just Grow</u></p> <p>Just Grow is a brand new community gardening initiative taking place across the city this summer. With Garden Clubs, cooking classes and Grow, cook and eat sessions taking place in Bulwell, Clifton and Bobbersmill there is plenty on offer. Although primarily open to NCH residents, non NCH residents can also attend so get growing!</p>	
4	T&RA updates	None	
5	Area Perf	See appendix 2	
6	Good news stories & positive publicity	<p><u>UK's Landlord of the year!</u></p> <p>Message from Nick Murphy - We're delighted to have been named the UK Housing Awards' landlord of the Year. The award is testament to our commitment to working with partners such as yourselves to improve the quality of life for our residents, and we look forward to continuing to work with you in the future to deliver more great outcomes for our residents and for Nottingham.</p> <p>This is a huge honour – and one that's only happened because we put our residents at the heart of what we do. We believe in the value of social housing, and we know what having a decent home means to our residents.</p> <p>Thank you to all our residents. We couldn't be the Landlord of the Year without you. And an especially big thank you to all our Street and Block champions, tenant representatives on our Board and panels, ACE inspectors and all of you involved in Tenant and Resident Associations.</p> <p>To celebrate we held a celebratory afternoon tea part at the Council House on Tuesday 14th August to say a massive thank you for all our residents.</p>	

		<p><u>Winner of National TPAS Award for Excellence in Tenancy Engagement</u></p> <p>We are very proud to have won the 2018 National TPAS Award for Excellence in Tenancy Engagement.</p> <p>This award is dedicated to all our wonderful resident and volunteers who work hard to make our estates and neighbourhoods better place to live.</p> <p>Belconnen Road</p> <p>Day of action completed on Belconnen Road which was attended by NCH, NCC, Police and Fire Service was well attended and some really positive feedback from residents.</p>	
--	--	------------------------------------------------------------------------------------------------------------------------------------------------------------------------------------------------------------------------------------------------------------------------------------------------------------------------------------------------------------------------------------------------------------------------------------------------------------------------------------------------------------------------------------------------------------------	--

This page is intentionally left blank

Bestwood Area Performance Bulletin


1.0 % of new tenancies sustained

Code	Area	2013/ 14	Current Target	2015/16	2016/17	2017/18	2018/19	Jan 2018	Feb 2018	Mar 2018	Apr 2018	May 2018	Jun 2018	Latest Note
		Status		Value	Value	Value	Value	Value	Value	Value	Value	Value	Value	
TEM10B-BES-SUS	Bestwood		96.5%	92.61 %	93.48 %	99.05 %	94.92 %	95.58%	95.58%	99.05%	95.51%	95.47%	94.92%	Daniel Pickard 18-Jun-2018 The target is abit below where it should be due to decants and issues around care leavers which is being looked in to

2.1 % of new tenancy visits where access was gained with target

Page Code 7	Area	2013/ 14	Current Target	2015/16	2016/17	2017/18	2018/19	Jan 2018	Feb 2018	Mar 2018	Apr 2018	May 2018	Jun 2018	Latest Note
		Status		Value	Value	Value	Value	Value	Value	Value	Value	Value		
NTV-Bestwood	Bestwood		92%	95.45 %	96.61 %	99.63 %	96.83 %	100%	100%	96.97%	100%	95.65%	95%	Daniel Pickard 18-Jun-2018 Performance remains above target and shows the commitment of the team to actively access properties at the start of the tenancy

2.3 Intro to secure (tem16)

Code	Area	2013/ 14	Current Target	2015/16	2016/17	2017/18	2018/19	Jan 2018	Feb 2018	Mar 2018	Apr 2018	May 2018	Jun 2018	Latest Note
		Status		Value	Value	Value	Value	Value	Value	Value	Value	Value		
TEM16-Bestwood	Bestwood		100%	100%	100%	100%	98.31 %	100%	100%	100%	91.67%	100%	100%	Daniel Pickard 18-Jun-2018 performance remains on target and shows the commitment of the team

2.4 % of regular tenancy visits completed

Code	Area	2013/14	Current Target	2015/16	2016/17	2017/18	2018/19
		Status		Value	Value	Value	Value
RTV-Bestwood	Bestwood		92%		91.95 %	54.84 %	70%

Jan 2018	Feb 2018	Mar 2018	Apr 2018	May 2018	Jun 2018	Latest Note
Value	Value	Value	Value	Value	Value	
			60%	54.55%	100%	Daniel Pickard 18-Jun-2018 properties that require visits are being completed

5.1 ASB - % of ASB resolved by first intervention

Code	Area	2013/14	Current Target	2015/16	2016/17	2017/18	2018/19
		Status		Value	Value	Value	Value
ASB9-0018	Bestwood	✓	85%	92.07 %	95.5%	95.05 %	97.67 %

Jan 2018	Feb 2018	Mar 2018	Apr 2018	May 2018	Jun 2018	Latest Note
Value	Value	Value	Value	Value	Value	
88.89%	100%	100%	100%	94.12%	100%	Daniel Pickard 18-Jun-2018 performance remains above target and shows the commitment of the team and the seriousness in which they deal with anti-social behaviour

5.2 ASB - % of ASB cases resolved

Code	Area	2013/14	Current Target	2015/16	2016/17	2017/18	2018/19
		Status		Value	Value	Value	Value
ASB1-Bestwood	Bestwood	✓	99%	99.56 %	100%	100%	100%

Jan 2018	Feb 2018	Mar 2018	Apr 2018	May 2018	Jun 2018	Latest Note
Value	Value	Value	Value	Value	Value	
100%	100%	100%	100%	100%	100%	Daniel Pickard 18-Apr-2018 performance remains above target and shows the commitment of the team and the seriousness in which they deal with anti-social behaviour

5.3 ASB - % of complainant interviews completed in target

Code	Area	2013/14	Current Target	2015/16	2016/17	2017/18	2018/19
		Status		Value	Value	Value	Value
ASB5-Bestwood	Bestwood		100%	98.48%	100%	98.15%	95%

Jan 2018	Feb 2018	Mar 2018	Apr 2018	May 2018	Jun 2018	Latest Note
Value	Value	Value	Value	Value	Value	
100%	100%	100%	100%	88.89%	100%	Daniel Pickard 18-Jun-2018 performance remains on target and shows the commitment of the team

5.4 ASB - % of perpetrator interviews completed in target

Code	Area	2013/14	Current Target	2015/16	2016/17	2017/18	2018/19
		Status		Value	Value	Value	Value
ASB8-BESTWOOD	Bestwood		100%	98.26%	100%	100%	95%

Jan 2018	Feb 2018	Mar 2018	Apr 2018	May 2018	Jun 2018	Latest Note
Value	Value	Value	Value	Value	Value	
100%	100%	100%	100%	100%	88.89%	Daniel Pickard 18-Jun-2018 performance on target and shows the commitment of the team

5.5 ASB - % of case reviews completed in target

Code	Area	2013/14	Current Target	2015/16	2016/17	2017/18	2018/19
		Status		Value	Value	Value	Value
ASB107-BESTWOOD	Bestwood		100%	99.09%	100%	100%	100%

Jan 2018	Feb 2018	Mar 2018	Apr 2018	May 2018	Jun 2018	Latest Note
Value	Value	Value	Value	Value	Value	
100%	100%	100%	100%	100%	100%	Daniel Pickard 18-Apr-2018 performance remains on target and shows the commitment of the team

5.8 Med - % Satisfied with the mediation service

Code	Area	2013/14	Current Target	2015/16	2016/17	2017/18	2018/19
		Status		Value	Value	Value	Value
Com-Med-	Customer		85%	80%	100%	100%	

Jan 2018	Feb 2018	Mar 2018	Apr 2018	May 2018	Jun 2018	Latest Note
Value	Value	Value	Value	Value	Value	
						Daniel Pickard 18-Jun-2018 Referrals continue to be made to community

Code	Area	2013/14	Current Target	2015/16	2016/17	2017/18	2018/19
		Status		Value	Value	Value	Value
Q001	Survey						


Jan 2018	Feb 2018	Mar 2018	Apr 2018	May 2018	Jun 2018	Latest Note
Value	Value	Value	Value	Value	Value	
						mediation service, where appropriate.

5.9 Med - Cases referred to the Community Mediation Service

Code	Area	2013/14	Current Target	2015/16	2016/17	2017/18	2018/19
		Status		Value	Value	Value	Value
Com-Med001-Best	Bestwood			3	10	7	3


Jan 2018	Feb 2018	Mar 2018	Apr 2018	May 2018	Jun 2018	Latest Note
Value	Value	Value	Value	Value	Value	
2	0	1	1	2	0	Daniel Pickard 29-Mar-2018 Referrals continue to be made to community mediation service, where appropriate.

6.0 % of Garages that are vacant

Code	Area	2013/14	Current Target	2015/16	2016/17	2017/18	2018/19
		Status		Value	Value	Value	Value
TEM7-BES	Bestwood		35%	47.24%	54.18%	55.73%	56.35%

Jan 2018	Feb 2018	Mar 2018	Apr 2018	May 2018	Jun 2018	Latest Note
Value	Value	Value	Value	Value	Value	
55.01%	55.11%	55.73%	56.55%	56.76%	56.35%	Daniel Pickard 29-Mar-2018 AHM to work with HPM'S and housing officers to promote our garage sites to try and improve this.

7.3 CCC - % of members casework responded to within target

Code	Area	2013/14	Current Target	2015/16	2016/17	2017/18	2018/19
		Status		Value	Value	Value	Value
CCC9-Bestwood	Bestwood		99%	100%	100%	98.85%	100%

Jan 2018	Feb 2018	Mar 2018	Apr 2018	May 2018	Jun 2018	Latest Note
Value	Value	Value	Value	Value	Value	
100%	100%	100%	100%	100%	100%	Daniel Pickard 18-Jun-2018 all current enquiries within target

This page is intentionally left blank

APPENDIX 3

Area	Ward	Actual Budget (including carry over from 2017/18)	Schemes Approved	Schemes Committed	Schemes De Committed	Remaining Budget
2	Bestwood	£175,844.93	£0	£154,210	£0	£21,634.93
2	Basford	£63,358.58	£0	£0	£0	£63,358.58

Address	Request	Reason	NCH Officer	Cost	Approval
2-14 Peary Close, Bestwood	Take down existing concrete and timber fencing panels to brick walls and replace with new metal railings. The brick walls are not affected by the removal of the existing fencing. 23m of timber fencing to be replaced	Existing fencing to the brick wall is timber and has now reached the point where it needs to be replaced. (see pictures below). The timber is being replaced with metal railings to open up the environment and improve the aesthetic look of the estate.	Anthony Slater-Davison	£6,630	Approval
1-17 Peary Close, Bestwood	Take down existing concrete and timber fencing panels to brick walls and replace with new metal railings. The brick walls are not affected by the removal of the existing fencing. 60m of timber fencing to be replaced.	Existing fencing to the brick wall is timber and has now reached the point where it needs to be replaced. (see pictures below). The timber is being replaced with metal railings to open up the environment and improve the aesthetic look of the estate.	Anthony Slater-Davison	£15,300	Approval
206-212 Peary Close, Bestwood	Take down existing concrete and timber fencing panels to brick walls and replace with new metal railings. The brick walls are not affected by the removal of the existing fencing. 62m of timber fencing to be replaced	Existing fencing to the brick wall is timber and has now reached the point where it needs to be replaced. (see pictures below). The timber is being replaced with metal railings to open up the environment and improve the aesthetic look of the estate.	Anthony Slater-Davison	£15,810	Approval

7-36 Morrell Bank, Bestwood	Take down existing concrete and timber fencing panels to brick walls and replace with new metal railings. The brick walls are not affected by the removal of the existing fencing. 194m of timber fencing to be replaced	Existing fencing to the brick wall is timber and has now reached the point where it needs to be replaced. (see pictures below). The timber is being replaced with metal railings to open up the environment and improve the aesthetic look of the estate.	Anthony Slater-Davison	£49,470	Approval
Towyn Court	Take down exiting 1.8m high wall to drying areas and replace with 0.5m high wall with railings. 60m in length	By removing the existing walls the resident's amenity space will be opened up to create a welcoming and safe environment. The existing wall in recent years has deteriorated to the point where safety of the structure has become a concern. Lowering the finished height of the wall will not only enhance the kerb appeal but provide a boundary treatment that has great structural stability.	Anthony Slater-Davison	£67,000	Approval

Existing timber fencing



Example of new railings on brick wall



This page is intentionally left blank



AREA BASED GRANT

QUARTERLY MONITORING REPORT

TO AREA COMMITTEE (BASFORD & BESTWOOD)

Area	Bestwood and Basford (Area Two)
Name of Organisation	The Bestwood Partnership
Monitoring period	April-June 2018 (2018-19, qu.1)
Name of person completing form	Gary Cawthorne
Date completed	26 th July 2018
Returned via email to:	louise.graham@nottinghamcity.gov.uk

SECTION 1 – GRANT MANAGEMENT

1.1 Partnership meetings

Date of meeting	Purpose of meeting	No. of organisations attending
	<i>Additional partnership meetings/activity are shown under each Priority section below</i>	
7th June 2018	Partners' meeting for those involved in Youth Priority – this is established as the Youth Strategy Group, plus supporting City officers and volunteers. The Bestwood Partnership, CBF Gymnasiums, The People's Church, Bestwood Park Church were represented, with the police, an army engagement officer and other agencies active in the area.	7
23rd May 2018	NCC Area-Based Grant Strategic meeting St Anns – Citywide partners to begin planning process for future years.	12+
Various	The community centre delivery partners met with Michelle Cooke (The Bestwood Partnership) to check monitoring and review progress. This took place on a number of occasions. Meetings have taken place in the context of the re-establishment of a new management committee for Heathfield Community Centre, which is now hopeful.	6

1.2 Area Committee / cluster meetings

Date of meeting	Overview of ABG within meeting / outcome
6 th June	<p><i>Area Committee Meeting (Basford and Bestwood).</i></p> <p>Full year monitoring report was circulated with the Agenda and presented at the meeting by the Partnership Development Manager, as was the Delivery Plan and the Annual Report for 2017-18.</p> <p>The elected members again accepted the reports as valuable and appropriately detailed, and expressed the view that this was a very open and transparent approach. It will continue to be the practice to provide and present reports at every Area Committee meeting.</p>

1.3 General overview

Outputs and outcomes have again been achieved or exceeded against targets in qu 1.

Templates for monitoring by partners continue to pick up clearly one-off events and distinguish repeat events (such as clubs, groups meeting weekly or at a fixed frequency). Quarter 1 does of course show high levels of performance which can be expected to reduce considerably where the output/outcome relates to citizens being counted once only in any monitoring year. We continue to emphasise in collecting monitoring that individuals counted should be unique, i.e. only recorded once in the year, and that they are residents of Basford and Bestwood wards.

Outputs and outcomes for a particular are often addressed by organisations operating under another. This has resulted in a significant change, as identified for the Delivery Plan for the year, whereby Community Association activity, now including community centre activity not operated by conventional associations, is combined with voluntary and community sector support for monitoring purposes. This reduces the risk of duplication of figures and is more realistic and comprehensible.

New Partner activity which was made possible by one-off funding will show through on an ongoing basis. Our delivery in continues to show an increase in breadth, quantity and variety.

Re expenditure not shown below: there is £2,000 allowed for programme management. In addition, the Getahead employability project which serves Priority 1 is funded primarily through the European Social Fund with match provided from Area Based Grant at a level of 5,000 p.q. In quarter one the Step into Work project for the under 30s continues with leverage at 6,000. (This project comes to an end at the beginning of quarter two, but may be restarted in September subject to confirmation). These contributions have provided for three times the amount of support over the target for citizens in the Employment and Training priority.

SECTION 2 – EMPLOYMENT AND TRAINING

2.1 Services delivered (please add rows as required)

Organisation Name	Amount this Quarter	Outline of activity delivered including <ul style="list-style-type: none"> • number of sessions • location of sessions • days/times of sessions
<u>Bestwood Directions</u> in conjunction with <u>Nottingham College</u>	1,413	<p>Two training courses at Bestwood Estate Community Centre (June, one-off) – (18 participants) Food Safety Training 17/4/18 (6 participants) Health and Safety (Bestwood Directions)(9/5/18) (7) Personal Presentation (4) People into work (4) Individual support sessions (39)</p> <p>Nottingham College provide tutors and run some of the job-clubs and courses provided for citizens. There three full clubs, operating weekly (39 sessions in all) benefitting up to ten in each (28 citizens from area 2)</p> <p>ESF match funded activity delivered Getahead (all ages) and Step into Work (for the under-30s).(see section 1) Outputs/outcomes relevant to Basford & Bestwood participants were: Individual support appointments (138), into work (5)</p>
<u>Bestwood Advice Centre</u>	1,000	Benefits-to-work calculations and advice provided as telephone consultations or individual sessions at Bestwood Park Church outreach, including referrals from Bestwood Directions (11)

2.2 Period Progress and partnership working

Please give a brief overview of any other key activities undertaken this quarter, including partnership working or networking you have organised or in which you have participated

Bestwood Partnership/Directions:
 Participation in Employment and Skills Partnership Areas 1 & 2 meeting (16/4/18)
 Participation in Community Employment Strategy meeting Loxley (19/4/18)
 Working Together event (Bulwell JCP) 18/4/18
 Getahead and Step into Work steering group meetings

2.3 Outputs and Outcomes

Quantitative Output & Monitoring method	Quarterly target & actuals							
	Q1	Q1 ACTUAL	Q2	Q2	Q3	Q3	Q4	Q4
Number of Job club sessions provided	25	39	25		25		25	
Number of training / educational opportunities provided	5	5	5		5		5	
Number of individual support sessions provided (<i>Area-Based Grant funded only</i>)	20	39	20		20		20	
Additional: Number of individual support sessions provided (<i>Basford and Bestwood participants in the Step into Work and Getahead programmes, ESF match funded from ABG</i>)	-	138						

Qualitative Output & Monitoring method	Quarterly target & actuals							
	Q1	Q1 ACTUAL	Q2	Q2	Q3	Q3	Q4	Q4
Number of people supported through job clubs	25	28	25		25		25	
Number of people in sustainable employment (<i>all projects</i>)	8	9	8		7		7	
Number of people improving their financial awareness	8	11	8		7		7	
Number of people participating in training opportunities	10	35	10		10		10	

The Employment and Skills spread sheet to identify individuals you or your partners have supported is **forwarded separately**.

2.4 Emerging Issues

Summary of issue	RAG rating (red/amber/green)
Impact of Bestwood Directions move expected to hit performance adversely but careful planning and management means no loss was experienced.	Green
Very low basic skills levels identified in a number of cases, therefore urgent need to develop routeways for English and Maths courses	Red

2.5 Planned activity next quarter

Please give a brief overview of key activities planned for the next quarter
<p>Increase and consolidation of training opportunities delivered from Bestwood Estate Community Centre.</p> <p>Completion of current Step into Work project (but also in view of the likelihood of its being extended to restart in qu 3)</p> <p>Wider voluntary sector funding strategic planning to enhance activity across the project areas. New Childcare course, and Health and Social Care, continuing work clubs and I.T. provision. Developing local basic skills provision is a priority with an initial course set up for September.</p>

SECTION 3 – PRIORITY 2: CHILDREN & YOUNG PEOPLE

3.1 Services delivered

Organisation Name	Amount this Quarter	Outline of activity delivered including number, location, days/times of sessions
<u>CBF Gymnasiums with ACAF</u>	10,000	<p>Outreach: Bestwood Mondays and Thursdays, Basford Wednesdays, 5 - 7 pm</p> <p>Youth Work sessions sports activities: Southglade Mondays 4 – 6 pm, Southwark Tuesdays and Wednesdays 5 – 8 pm</p> <p>Targetted young people: Those NEET and in alternative education - Gym and music sessions</p>
<u>Bestwood Park Church Community Projects</u>	500	Redwood Dance Group – continuing provision for younger participants (one-off grant agreed at Partnership Conference March 2018)

3.2 Period Progress and partnership working

Please give a brief overview of any other key activities undertaken this quarter, including partnership working or networking you have organised or in which you have participated

CBF/ACAF: Noted that NDOs have been reshaped as will be Early Years and the young people's offer in the are. Worked with the local football teams on signposting and keeping young people into organised sport. Over the first quarter months CBF with ACAF maintained outreach and youth multi-sport sessions.

The Youth Strategy Group has increased its membership and scope and is has prioritised key areas of focus: developing a mentoring outreach project, and seeking support for VCS delivery of services for young people with a corresponding enhancement of ABG provision.

3.3 Outputs and Outcomes

Quantitative Output & Monitoring method	Quarterly target & actuals							
	Q1	Q1 ACTUAL	Q2	Q2	Q3	Q3	Q4	Q4
Number of universal sessions provided for young people	20	20	20		20		20	
Number of outreach or detached sessions provided for young people	10	10	10		10		10	
Number of targeted sessions provided for young people	5	5	5		5		5	
Number of mapping exercises of existing youth provision	0	0	0		1		0	

Qualitative Output & Monitoring method	Quarterly target & actuals							
	Q1	Q1 ACTUAL	Q2	Q2	Q3	Q3	Q4	Q4
Number of young people engaged through universal provision	50	50	50		50		50	
Number of young people engaged through detached or outreach provision	25	25	25		25		25	
Number of young people individually assessed and supported in targeted provision	10	10	10		10		10	

3.4 Emerging Issues

Summary of issue	RAG rating (red/amber/green)
Youth violence age group 14 and over is becoming more of an issue especially inter-ward	Amber
Need for Mentoring for young people on an outreach basis, additional activity identified by Young Strategy Group and seeking funding	Amber

3.5 Planned activity next quarter

Please give a brief overview of key activities planned for the next quarter
<p>CBF/ACAF are developing their outdoor sports and games offer. These will be in Basford and Bestwood. Summer programme begins in earnest. Multi-Sports Holiday Camp at Mellish in August, football, cricket, dodgeball, rounders, badminton, table tennis, mini-games, arts and crafts. Contributions from participants to enhance ABG provision.</p> <p>The Youth Strategy Group will be seeking funding for a pilot mentoring outreach project for young people, at first in the Bestwood area, through a partnership identified last year.</p>

SECTION 4 – PRIORITIES 3/4: COMMUNITY CENTRES AND VCS SUPPORT

4.1 Services delivered

Organisation Name	Amount this Quarter	Outline of activity delivered including number, location, days/times of sessions
<u>Bestwood Park Community Association</u>	1,288	Regular and one-off sessions at the Centre: 60 Plus Wednesdays 1 – 3 (25 participants) Ladies Club Wednesdays 7 – 9 (17) Mediation Service session (5) Nottingham Together event (15) Nottingham City Homes event (50) Stay and Play Tuesdays 9 – 11 (12) Nursery Mon – Fri (108) Out of School Club Mon – Fri 3 - 6 (42) Parties on Saturdays amounted to 280 people using the Centre in total.
<u>Bestwood Estate Community Centre (in association with the Bestwood Partnership)</u> <u>Bestwood Advice Centre</u>	1,783	The Bestwood Partnership negotiated to move into and to run the Community Centre for the community. Pre-school nursery (25 regularly) Bestwood Art Group (6 participants regularly) Training course activity (2 one-off events, 18 participants) Bestwood Estate Community Centre I.T. systems to facilitate full functioning of the Centre currently for infrastructure and for full operation from September
<u>Leen Valley Community Association</u>	625	Easter Parade took place (50 attended) Day Trip (30 attended) Two church groups (over 50 attend regularly)
<u>NCVS (Nottingham Community and Voluntary Service)</u>	1,000	Jorja-Rose foundation: multiple interventions: advising trustees setting up charity for families & children with cancer, as CIO, also roles Bestwood Estate Community Association, charities closure support and outstanding debt advice Positive Pathways, funding and project management Spring SLR, support regarding GDPF issue Heathfield Community Association options to re-start
<u>Henry Mellish Centre (CBF Gymnasiums)</u>	1,000	Community provision for Basford residents: Over 50s table tennis, Mondays 7.30-9 (12 attendees) Over 50s Badminton, Thursdays 10-12 (12 attendees) Monday – Friday 7 – 12 Over 50s supervised Gym (15)
<u>The Bestwood Partnership</u>	N/A	Management support to Bestwood Advice Centre, with an impact on service delivery and financial sustainability, and consolidating its management committee Partners' meetings were held (see management above)
<u>Stain Glass Group</u> <u>Bestwood Park Church</u> <u>New Generation Hub</u> <u>Disability Direct</u>	434 500 500 500	One-off grants for community activity agreed at Partnership Conference March 2018) for training, community eating and community engagement respectively. 4 volunteers newly active

4.2 Period Progress and partnership working

Please give a brief overview of any other key activities undertaken this quarter, including partnership working or networking you have organised or in which you have participated

Leen Valley Community Association have regular monthly committee meetings which the Neighbourhood Action Officer attends. The Development plan is currently reviewed and updated on a quarterly basis

Mellish Centre provides for Basford residents in partnership with Bulwell Forest Bowls Club and is in the process of arranging joint activities to take to Fun Days and other events in the summer. Partnership being developed with Bulwell Forest Garden.

Bestwood Park Community Centre held councillors surgeries, had outings with the community. Training with the local authority was undertaken, and were working on the development plan. Public consultation re housing development in the area.

The Bestwood Partnership: Meetings with NCC re management of Bestwood Estate Centre NCVS liaise with Neighbourhood Development Officers and councillors on an ongoing basis.

4.3 Outputs and Outcomes (Community Centres and VCS Support)

Quantitative Output & Monitoring method	Quarterly target & actuals							
	Q1	Q1 ACTUAL	Q2	Q2	Q3	Q3	Q4	Q4
Number of community associations enhancing their membership	1	1	1		1		0	
Number of community associations accessing financial support	1	1	1		1		0	
Number of community centre development plans improved	0	2	1		1		1	
Number of activities / events delivered by local organisations	3	3	3		3		3	
Number of financial and organisational support sessions delivered	3	10	3		2		2	
Number of training opportunities taken up by local organisations	3	5	3		2		2	
Number of voluntary sector forums taking place	1	1	1		1		1	
Number of local organisations newly active	0	5	0		0		4	

Qualitative Output & Monitoring method	Quarterly target & actuals							
	Q1	Q1 ACTUAL	Q2	Q2	Q3	Q3	Q4	Q4
Number of people accessing community centres	200	625	100		50		50	
Number of community associations increasing financial sustainability	1	1	1		1		0	
Number of community associations improving their governance	1	1	1		1		0	
Number of new volunteers active in community centres	2	1	2		2		2	
Number of user groups accessing community centres	20	3	10		10		0	
Number of local organisations improving service delivery	4	3	4		4		4	
Number of local organisations improving their financial sustainability	2	3	2		2		2	
Number of local organisations improving management capacity	2	5	2		2		2	
Number of local organisations increasing their knowledge	2	5	2		2		2	
Number of people engaging in events/ activities delivered by local orgs	100	145	100		100		100	
Number of volunteers in local organisations newly active	2	4	2		2		2	

4.4 Emerging Issues

Summary of issue	RAG rating (red/amber/green)
Bestwood Park Community Association has achieved more practical committee member participation.	Green
Outstanding financial settlement by Bestwood Estate Community Association required and completion of dissolution procedure	Amber
Bestwood Estate Community Centre issues resolved by the Bestwood Partnership moving in and preparing the Centre for full operation	Green
NCVS attendance on training courses booked through Eventbrite, causing issue for linking people to the groups they are from	Amber

4.5 Planned activity next quarter

Please give a brief overview of key activities planned for the next quarter
<p>Summer Fun Day at Leen Valley Community Centre</p> <p>Forever Young sessions at Henry Mellish Centre and over 50s activities to continue, with a Wednesday morning open session for elderly residents. Community Fun Day 11th August.</p> <p>Bestwood Estate Community Centre to fully open to community use from 1st September.</p> <p>Messy Church and Stain Glass project are to provide regular sessions from then, and it is anticipated that a wide range of activities will take place in the Centre ongoing.</p> <p>Bestwood Park Community Centre: the Out of School Club takes place in the summer holidays from 7.30 – 6. Mablethorpe trip, reviewing Development Plan, Stay and Play summer</p> <p>NCVS will complete the charity registration of Jorja-Rose Foundation and closure of the charities Bestwood Estate Community Association.</p>

This page is intentionally left blank

Basford & Bestwood Area Committee- 12th September 2018

Title of paper:	Robin Hood Energy update	
Director(s)/ Corporate Director(s):	Andy Vaughan, Corporate Director Commercial & Operations	Wards affected: All
Report author(s) and contact details:	Esme Macauley Esme.macauley@nottinghamcity.gov.uk 0115 8763382	
Other colleagues who have provided input:	n/a	
Date of consultation with Portfolio Holder(s) (if relevant)	n/a	
Relevant Council Plan Key Theme:		
Strategic Regeneration and Development		<input type="checkbox"/>
Schools		<input type="checkbox"/>
Planning and Housing		<input type="checkbox"/>
Community Services		<input type="checkbox"/>
Energy, Sustainability and Customer		<input checked="" type="checkbox"/>
Jobs, Growth and Transport		<input type="checkbox"/>
Adults, Health and Community Sector		<input type="checkbox"/>
Children, Early Intervention and Early Years		<input type="checkbox"/>
Leisure and Culture		<input type="checkbox"/>
Resources and Neighbourhood Regeneration		<input type="checkbox"/>
Summary of issues (including benefits to citizens/service users):		
Robin Hood Energy seeks to update the Area Committee on recent performance and report the activity taken to tackle fuel poverty and environmental issues.		
Recommendation(s):		
1	To note the information contained in the presentation and discuss its relevance for Basford & Bestwood.	
2	To offer comments or feedback to Robin Hood Energy to help benefit the citizens of Basford & Bestwood.	

1 REASONS FOR RECOMMENDATIONS

- 1.1 As a Council Plan priority 'Tackle fuel poverty by setting up a not-for-profit energy company to sell energy at the lowest possible price to Nottingham people', Robin Hood Energy seeks to update the Area Committee on recent performance and report the activity to tackle fuel poverty and environmental issues.

1.2 The Area Committee is asked to note the information, discuss its relevance for Basford & Bestwood and to offer Robin Hood Energy its comments or feedback.

2 BACKGROUND (INCLUDING OUTCOMES OF CONSULTATION)

2.1 Robin Hood Energy was established as a result of the Council Plan priority to:

“Tackle fuel poverty by setting up a not-for-profit energy company to sell energy at the lowest possible price to Nottingham people”.

2.2 First launched in 2015 Robin Hood Energy was the UK's first publicly owned, not-for-profit energy company set up since 1948.

2.3 After three years of trading the company now has 115,000 customers from across England, Scotland and Wales.

2.4 Part of the reason for Robin Hood Energy's rapid growth has been its strategy of growing through 'white-label' partnerships; 'white label' is a service produced by one company (the producer) that other companies rebrand. Robin Hood Energy delivers the energy services for nine white label partners, including:

- EBICO (National)
- Angelic (Islington)
- Great North Energy (Doncaster)
- The LECCY (Liverpool)
- RAM energy (Derby)
- White Rose Energy (Leeds)
- Your Energy Sussex (Sussex)
- CitizEn Energy (Southampton)
- Fosse (Leicester)

2.5 The company accounts for 2017/18 have been independently audited and show that Robin Hood Energy has made an operating surplus of £202,000. It's a big achievement given that most energy companies take at least 5 years to get to this stage.

2.6 The company will use their strengthened trading position to develop three initiatives:

1. To voluntarily enter arrangements to offer the Warm Home Discount for older people and people on low incomes.
2. To offer new green tariffs using renewable electricity certified as being provided by UK based Wind and Solar projects.
3. To protect prices for Nottingham residents on prepayment meters and introduce further discounts for Nottingham citizens to help tackle fuel poverty.

2.7 Supporting prepayment customers remains a company priority – because prepayment customers are most likely to experience fuel poverty. The independent Institute of Public Policy Research (IPPR) stated that Robin Hood Energy's socially

conscious pricing structure has enabled Nottingham prepayment customers to save £87 per year.

2.8 By introducing lower pricing for prepayment customers Robin Hood Energy has revolutionised the whole UK energy market – driving down prices, benefitting millions of people and prompting Ofgem (Office for Gas and Energy Markets) to introduce a price cap across the whole sector to keep prepayment tariffs consistently low.

2.9 To help tackle fuel poverty in Nottingham, Robin Hood Energy offers customers the chance to get £20 off their bill. The company also works with a Nottingham food bank to provide emergency fuel vouchers for vulnerable people in crisis situations – people in real hardship who are often forced to choose between food and fuel.

3 OTHER OPTIONS CONSIDERED IN MAKING RECOMMENDATIONS

3.1 None.

4 FINANCE COLLEAGUE COMMENTS (INCLUDING IMPLICATIONS AND VALUE FOR MONEY/VAT)

4.1 None relating to this report and recommendations.

5 LEGAL AND PROCUREMENT COLLEAGUE COMMENTS (INCLUDING RISK MANAGEMENT ISSUES, AND LEGAL, CRIME AND DISORDER ACT AND PROCUREMENT IMPLICATIONS)

5.1 None relating to this report and recommendations.

6 STRATEGIC ASSETS & PROPERTY COLLEAGUE COMMENTS (FOR DECISION RELATING TO ALL PROPERTY ASSETS AND ASSOCIATED INFRASTRUCTURE) (AREA COMMITTEE REPORTS ONLY)

6.1 Not relevant to this report and its recommendations.

7 EQUALITY IMPACT ASSESSMENT (EIA)

7.1 An EIA is not required.

8 LIST OF BACKGROUND PAPERS OTHER THAN PUBLISHED WORKS OR THOSE DISCLOSING CONFIDENTIAL OR EXEMPT INFORMATION

8.1 None.

9 PUBLISHED DOCUMENTS REFERRED TO IN COMPILING THIS REPORT

9.1 Nottingham City Council Plan 2015-2019 (Revised November 2016)
Robin Hood Energy Audited Company Accounts
Institute of Public Policy Research (IPPR) Community and local energy: Challenges and opportunities 2016

This page is intentionally left blank



September 2018 Area Committees

A Council Plan Priority

“Tackle fuel poverty by setting up a not for profit energy company to sell energy at the lowest possible price to Nottingham people”

Page 42



About Robin Hood Energy

- Robin Hood Energy is the UK's first publicly owned not for profit energy company since 1948
- Robin Hood Energy has over 115,000 customers
- Robin Hood Energy made a surplus of £202k last financial year
- Robin Hood Energy reached profit well ahead of similar start-ups
- Robin Hood Energy is paying interest on its start-up loan at commercial rates

Milestones

- Executive Board approval to establish RHE 16 September 2014 ✓
- Exit from Controlled Market Entry 1 July 2015 ✓
- Launch of Robin Hood Energy 1 September 2015 ✓
- First White Label Partner 16th September 2016 ✓
- £70m of turnover with £202k profit last financial year 31 March 2018 ✓

Tackling environmental issues

- RHE now offer green energy tariffs
- The electricity provided is certified as being sourced from UK based wind and solar generators



What is fuel poverty?

A household is considered to be fuel poor if:

- They have fuel costs that are above average
- Were they to spend that amount, they would be left with a residual income below the official poverty line

In England the homes most likely to experience fuel poverty are:

- Older homes
- Homes without insulated cavity walls
- Private rented sector homes
- Multi-person (adult) households
- Homes of lone parents with dependent child(ren)

Fuel poverty per ward

1. Dunkirk & Lenton - 21%
2. Arboretum – 17.4%
3. Radford & Park – 17%
4. Berridge – 16.9%
5. The Dales – 16.5%
6. Aspley – 16.2%
7. Sherwood – 13.9%
8. St Ann's – 13.3%
9. Wollaton E & Lenton Abbey – 13.1%
10. Nottingham average – 12.6%
11. Mapperley – 12.4%
12. Basford – 11%
13. Bulwell – 10.6%
14. Bestwood – 10.1%
15. Leen Valley – 9.7%
16. Bilborough – 9.7%
17. Clifton North – 9.6%
18. Clifton South – 9.4%
19. Bridge – 9.2%
20. Bulwell Forest – 9.2%
21. Wollaton West – 8.6%

How is RHE fighting fuel poverty?

- Average savings – for Nottingham residents – average saving £153
- Protecting pre-payment prices – Institute for Public Policy Research has stated that RHE's pre pay socially orientated pricing structure reduced prices for Nottingham residents by £87 per year
- Disruption to market – lower prices, RHE prepay tariff instrumental in the setting of the Ofgem price cap – benefitting millions of customers nationally
- 'Recommend a Friend' scheme – customers can get £20 off their bill and RHE donates to a local food bank each time too
- Rolling out smart meters to help those in greatest need to better manage their energy usage
- Publishing guidance such as 'How to reduce your gas and electricity bills' <https://bit.ly/2vSWHR8>
- Creating local jobs in Nottingham - 170 employees

Where next?

- Continue to protect prices for pre-payment customers and introduce further discounts for Nottingham City residents
- Disrupt Standard Variable Tariff
- Voluntarily sign up to Warm Homes Discount
- More green tariffs
- Local renewable tariffs
- More White Label partnerships

Page 49



This page is intentionally left blank

BASFORD AND BESTWOOD AREA COMMITTEE – 12 SEPTEMBER 2018

Title of paper:	AREA CAPITAL FUND - 2018/19 Programme	
Director:	Andrew Errington Director of Community Protection	Wards affected: Basford and Bestwood
Report authors and contact details:	Dale Griffin Neighbourhood Development Officer - Bestwood Ward 0115 8833736 dale.griffin@nottinghamcity.gov.uk Leigh Plant & Angela Bolton Neighbourhood Development Officers - Basford Ward Tel 0115 8838477 leigh.plant@nottinghamcity.gov.uk angela.bolton@nottinghamcity.gov.uk	
Other colleagues who have provided input:	Nancy Hudson, Projects Officer, Highway Services Tel: 0115 8765633 nancy.hudson@nottinghamcity.gov.uk	

Relevant Council Plan Key Theme:

Strategic Regeneration and Development	<input checked="" type="checkbox"/>
Schools	<input type="checkbox"/>
Planning and Housing	<input type="checkbox"/>
Community Services	<input type="checkbox"/>
Energy, Sustainability and Customer	<input type="checkbox"/>
Jobs, Growth and Transport	<input checked="" type="checkbox"/>
Adults, Health and Community Sector	<input type="checkbox"/>
Children, Early Intervention and Early Years	<input type="checkbox"/>
Leisure and Culture	<input type="checkbox"/>
Resources and Neighbourhood Regeneration	<input checked="" type="checkbox"/>

Summary of issues (including benefits to citizens/service users):

This report provides Councillors with the latest spend proposals under the Area Capital Fund (ACF), including highways and footways.

Recommendations:

1	To note the Area Capital monies available to Basford and Bestwood in 2018/19 as outlined in appendix 1, and the previously approved schemes outlined in appendix 2.
2	To approve the new schemes as detailed in appendix 1.

1 REASONS FOR RECOMMENDATIONS

- 1.1 The Nottingham LTP 2011-2026 maintains a commitment to deliver local transport improvements across Nottingham's Neighbourhoods and prioritises small scale transport improvements of importance to local communities.
- 1.2 As part of the budget process Nottingham City Council approved at the Executive Board meeting on 20 February 2018 an LTP capital allocation of £1.25 million citywide in 2018-19 was approved. At the same meeting a citywide allocation of General Fund Element (public realm) of £480,000 was agreed.
- 1.3 To give opportunity for the Area Committee to make comment on suggested schemes and their progress.

2 BACKGROUND

- 2.1 The Area Capital Programme was established in 2006 to improve the environment of the neighbourhoods and to create a sense of place for residents in order to improve the quality of life of local people. The improvements that have been carried out to date using this programme, have included: footpaths, fences, visual enhancements to public realm, refurbishment of parks and improvements to public buildings.
- 2.2 Resources are allocated from the Nottingham City Council general fund and the Local Transport Plan (LTP). To achieve a joint approach to environmental improvements in neighbourhoods, a greater degree of flexibility has been established to prioritise and deliver improvements so that there is a synergy in local solutions for local issues across neighbourhoods.
- 2.3 The programme of works is a rolling programme. There have been instances where schemes are started, with strong community involvement and interest, only to be altered at a later stage due to changing circumstances such as economic conditions and changes in land values.
- 2.4 The Area Committee, particularly community representatives, are invited to comment specifically on those schemes identified in the proposals column and also to consider whether certain schemes can be linked to other programmes of work in order to generate best value and create a greater impact on the local area.

3 OTHER OPTIONS CONSIDERED IN MAKING RECOMMENDATIONS

- 3.1 None.

4 FINANCE COMMENTS

- 4.1 Bringing together the various strands which form part of the Area Capital Programme enables the City Council to respond efficiently in delivering on public realm improvements as identified by local people.

5 LEGAL AND PROCUREMENT COMMENTS

- 5.1 A risk register has been produced which is regularly monitored.

6 STRATEGIC ASSETS & PROPERTY COMMENTS

6.1 None.

7 EQUALITY IMPACT ASSESSMENT

7.1 An EIA is not required as this is not a new or changing policy, service or function.

8 LIST OF BACKGROUND PAPERS OTHER THAN PUBLISHED WORKS OR THOSE DISCLOSING CONFIDENTIAL OR EXEMPT INFORMATION

8.1 Highways Framework Agreement.

9 PUBLISHED DOCUMENTS REFERRED TO IN COMPILING THIS REPORT

9.1 Executive Board Report, 20 February 2018, as part of Item 6, Medium Term Financial Plan 2018/19--2021/22, under Annex 3, Capital Programme.

Appendix 1

Basford Area Capital 2018 - 2019 Programme

Basford LTP schemes

Location	Type	Councillor Prioritised / Area Committee Approved	Estimate	Estimated start date	Completed	Details

Total new LTP schemes £0
Previously approved LTP schemes £38,719
 Total LTP schemes* £38,719

Basford Public Realm schemes

Location	Type	Councillor Prioritised / Area Committee Approved	Estimate	Estimated start date	Completed	Details
Gabrielle Close play area	park improvement	prioritised 16/08/17	£10,000			Third party contribution to WREN bid for Gabriel Close play area improvement works - lead service: Parks & Open Spaces

Total new Public Realm schemes £10,000
Previously approved Public Realm schemes £0
 Total Public Realm schemes £10,000

Basford Withdrawn schemes

Location	Type	Reason	Amount	Details
<i>No decommitments to date</i>				

Total Decommitted*** £0

2018 - 2019 LTP allocation £64,900
 LTP carried forward from 2017 - 2018 £46,440
 2018 - 2019 Public Realm allocation £24,896
 Public Realm carried forward from 2017 - 2018 £7,296
Total Available 2018 - 2019 ACF **£143,532**

*Less LTP schemes - £38,719
 **Less Public Realm schemes - £10,000
 ***Decommitted funds + £0

Remaining available balance **£94,813**

LTP element remaining £72,621
 Public Realm element remaining £22,192

Bestwood Area Capital 2018 - 2019 Programme

Bestwood LTP schemes

Location	Type	Councillor Prioritised / Area Committee Approved	Estimate	Estimated start date	Completed	Details

Total new LTP schemes	£0
Previously approved LTP schemes	£88,412
Total LTP schemes*	£88,412

Bestwood Public Realm schemes

Location	Type	Councillor Prioritised / Area Committee Approved	Estimate	Estimated start date	Completed	Details

Total new Public Realm schemes	£0
Previously approved Public Realm schemes	£21,175
Total Public Realm schemes**	£21,175

Bestwood Withdrawn schemes

Location	Type	Reason	Amount	Details
<i>No decommitments to date</i>				

Total Decommitted***	£0
2018 - 2019 LTP allocation	£75,400
LTP carried forward from 2017 - 2018	£13,012
2018 - 2019 Public Realm allocation	£28,928
Public Realm carried forward from 2017 - 2018	£43
Total Available 2018 - 2019 ACF	£117,383
*Less LTP schemes	- £88,412
**Less Public Realm schemes	- £21,175
***Decommitted funds	+ £0
Remaining available balance	£7,796
LTP element remaining	£0
Public Realm element remaining	£7,796

Appendix 2

Basford Area Capital 2018 - 2019 Programme – Previously approved

Basford LTP schemes

Location	Type	Councillor Prioritised / Area Committee Approved	Estimate	Estimated start date	Completed	Details
Harmston Rise	Signage	Approved June 2018	£1,068			No through road signs - lead service: Traffic & Safety
B682 road safety	study	Approved June 2018	£5,000			Road safety assessment of B682 across four wards - lead service: Traffic & Safety

Total previous LTP

£38,719

Basford Public Realm schemes

Location	Type	Councillor Prioritised / Area Committee Approved	Estimate	Estimated start date	Completed	Details

Total previous Public Realm

£0

Bestwood Area Capital 2018 - 2019 Programme – previously approved

Bestwood LTP schemes

Location	Type	Councillor Prioritised / Area Committee Approved	Estimate	Estimated start date	Completed	Details
Ridgeway Walk	bollards	Approved by DA March 2018	£4,800			Installation of bollards to prevent illegal vehicle access - lead service: Highway Maintenance
Ridgeway / Old Farm Road	road safety	Approved June 2018	£4,000			Installation of pedestrian tactile crossings to improve mobility access (joint with Bulwell Forest Ward) - lead service: Traffic & Safety
Bewcastle Road area	road safety	Approved June 2018	£13,000			Installation of pedestrian tactile crossings to improve mobility access at Bewcastle Rd junctions with Churchfield Ct and Duke of St Albans - lead service: Traffic & Safety
Queens Bower Road	footpath	Approved June 2018	£66,612			Reconstruction of footpath from Deer Park Drive to Mildenhall Crescent (LTP contribution) - lead service: Highway Maintenance

Total previous LTP

£88,412

Bestwood Public Realm schemes

Location	Type	Councillor Prioritised / Area Committee Approved	Estimate	Estimated start date	Completed	Details
Leybourne Drive	area improvement	Approved June 2018	£6,823	in planning		Contribution to public realm improvement scheme in partnership with NCH - lead service: NCH
Queens Bower Road	footpath	Approved June 2018	£14,352			Reconstruction of footpath from Deer Park Drive to Mildenhall Crescent (PR contribution) - lead service: Highway Maintenance

Total previous Public Realm

£21,175

This page is intentionally left blank

BASFORD AND BESTWOOD AREA COMMITTEE – 12 SEPTEMBER 2018

Title of paper:	Ward Councillor Budget	
Director:	Andrew Errington Director of Community Protection	Wards affected: Basford and Bestwood
Report authors and contact details:	Dale Griffin Neighbourhood Development Officer - Bestwood Ward 0115 8833736 dale.griffin@nottinghamcity.gov.uk Leigh Plant & Angela Bolton Neighbourhood Development Officers - Basford Ward Tel 0115 8838477 leigh.plant@nottinghamcity.gov.uk angela.bolton@nottinghamcity.gov.uk	
Other colleagues who have provided input:	Kate Spencer Finance Assistant kate.spencer@nottinghamcity.gov.uk Tel 0115 876 2765	

Relevant Council Plan Key Theme:

Strategic Regeneration and Development	<input type="checkbox"/>
Schools	<input checked="" type="checkbox"/>
Planning and Housing	<input type="checkbox"/>
Community Services	<input checked="" type="checkbox"/>
Energy, Sustainability and Customer	<input type="checkbox"/>
Jobs, Growth and Transport	<input type="checkbox"/>
Adults, Health and Community Sector	<input checked="" type="checkbox"/>
Children, Early Intervention and Early Years	<input checked="" type="checkbox"/>
Leisure and Culture	<input checked="" type="checkbox"/>
Resources and Neighbourhood Regeneration	<input checked="" type="checkbox"/>

Summary of issues (including benefits to citizens/service users):

This report advises this Area Committee of the use of delegated authority by the Director of Community Protection for projects funded by Ward Councillor Budgets.

Recommendation:

1	That the Committee notes the: <ul style="list-style-type: none"> (i) actions agreed by the Director of Community Protection in respect of projects and schemes within the Basford and Bestwood wards, detailed in appendices A and B; (ii) allocations for 2018/19 of £5,000 for each Councillor.
----------	---------------------------------------------------------------------------------------------------------------------------------------------------------------------------------------------------------------------------------------------------------------------------------------------------------------------------

1 REASONS FOR RECOMMENDATIONS

- 1.1 Records detailing Ward Councillors spending decisions and consultation are shown in the attached Appendices. In accordance with the Constitution the Area Committee is required to note spending decisions taken by Ward Councillors. This report outlines the spending decisions since the last Area Committee during 2019/19.

2 BACKGROUND (INCLUDING OUTCOMES OF CONSULTATION)

- 2.1 This action follows the arrangements established by the Executive Board to allow for spending approvals through individual Ward Councillor budget allocations.

3 OTHER OPTIONS CONSIDERED IN MAKING RECOMMENDATIONS

- 3.1 Not to provide the funding outlined in Appendices A and B but the funding requested will provide additional services or benefit to residents of this area.

4 FINANCE COMMENTS

- 4.1 Ward Councillors have an individual allocation for 2018/19 of £5,000 each.
- 4.2 The full balance has not been allocated. Further projects will be reported to subsequent committees.

5 LEGAL AND PROCUREMENT COMMENTS

- 5.1 These arrangements provide transparency and regulation to the spending of individual Ward Councillor allocation.
- 5.2 The funds allocated by Area Committee are used to address diverse needs from various sections of the community and reduce inequalities.

6 STRATEGIC ASSETS & PROPERTY COMMENTS

- 6.1 None.

7 EQUALITY IMPACT ASSESSMENT

- 7.1 An EIA is not needed (report does not contain proposals. Individual Councillors make decisions about their allocations and many groups funded seek to reduce inequalities)

8 LIST OF BACKGROUND PAPERS OTHER THAN PUBLISHED WORKS OR THOSE DISCLOSING CONFIDENTIAL OR EXEMPT INFORMATION

- 8.1 Delegated authority for each scheme listed in Appendices A and B is held by the Constitutional Services team.

9 PUBLISHED DOCUMENTS REFERRED TO IN COMPILING THIS REPORT

- 9.1 None

APPENDIX A

Basford Ward Budget Allocations 2018/19

Date approved	Allocated Schemes: Basford Ward	Councillor(s)	Amount
10/04/18	Security Cameras for 44 th Scouts	Arnold, Raine and Woodings	400
10/04/18	Mellish Centre Running Costs	Arnold, Raine and Woodings	2,000
10/04/18	Basford Road Garden Design	Arnold, Raine and Woodings	200
10/04/18	Vernon Park Summer Fun Day 2018	Arnold, Raine and Woodings	4,000
10/04/18	Summer Programme 2018	Arnold, Raine and Woodings	2,500
20/04/18	Guides Camping Trip	Arnold, Raine and Woodings	110
18/06/18	Basford School Summer Showcase	Arnold, Raine and Woodings	790
27/06/18	Mellish Sport Centre Consultancy (50% contribution)	Arnold, Raine and Woodings	1,000
28/06/18	Highbury Family Fun Day (50% contribution)	Arnold, Raine and Woodings	500
Total			11,500

Schemes to be de-committed: Basford Ward	Councillor(s)	Amount (total)
None		

Balance brought forward 2017/18	£18,925
Allocation 2018/19	£15,000
Total available allocation	£33,925
Total de-committed	0
Total allocated at 30/06/18	£11,500
Total unallocated at 30/06/18	£22,425

APPENDIX B

Bestwood Ward Budget Allocations 2018/19

Date approved	Allocated Schemes: Bestwood Ward	Councillor(s)	Amount (total)

Schemes to be de-committed: Bestwood Ward	Councillor(s)	Amount

Balance Brought forward 2017/18	£3,230
Allocation 2018/19	£15,000
Total Available Allocation	£18,230
Total de-committed	0
Total allocated at 30/06/18	0
Total unallocated at 30/06/18	£18,230

BASFORD AND BESTWOOD AREA COMMITTEE – 12 SEPTEMBER 2018

Title of paper:	Ward Reports	
Director:	Andrew Errington Director of Community Protection	Wards affected: Basford and Bestwood
Report authors and contact details:	Dale Griffin, Neighbourhood Development Officer - Bestwood Ward 0115 8833736 dale.griffin@nottinghamcity.gov.uk Leigh Plant & Angela Bolton Neighbourhood Development Officers – Basford Ward Tel 0115 8838477 leigh.plant@nottinghamcity.gov.uk angela.bolton@nottinghamcity.gov.uk	
Other colleagues who have provided input:	Heidi May, Senior Service Manager (Neighbourhood Management) 07983718859 Heidi.may@nottinghamcity.gov.uk	
Relevant Council Plan Key Theme:		
Strategic Regeneration and Development		X
Schools		
Planning and Housing		X
Community Services		X
Energy, Sustainability and Customer		
Jobs, Growth and Transport		X
Adults, Health and Community Sector		X
Children, Early Intervention and Early Years		X
Leisure and Culture		X
Resources and Neighbourhood Regeneration		X
Summary of issues (including benefits to citizens/service users):		
This report focusses on current priorities and issues facing the two wards within Area 2 and gives details of forthcoming events and activities. It also highlights the latest issues now being addressed through regular Neighbourhood Action Team (NAT) meetings.		
Recommendation:		
1	To note the progress on ward priorities and other supporting information, including the issues being addressed by each Neighbourhood Action Team and upcoming opportunities for citizens to engage (appendices 1 & 2) and latest CDP statistics (appendix 3).	

1 REASONS FOR RECOMMENDATIONS

- 1.1 Each Ward has agreed priorities which link to the City Council's current ambitions contained in the latest City Council Plan 2015 - 19. Actions for each priority are developed and led by appropriate service teams and partnerships. These priorities are updated for each Area Committee, taking into account discussions at NAT meetings and various groups and activities involving Councillors, residents, and local groups.
- 1.2 The events and activities detailed in the report take account of the work undertaken by Neighbourhood Development Officers (NDOs), with partner organisations, within the wards. It shows a range of activity in place across neighbourhoods to improve social cohesion and tackle priorities at a ward and area level.

2 BACKGROUND (INCLUDING OUTCOMES OF CONSULTATION)

- 2.1 Each Ward manages a set of priorities and key issues through regular meetings of the NAT. These meetings are led by Neighbourhood Development Officers (NDOs) and supported by core partners including: Nottingham City Homes (NCH), Neighbourhood Policing, Community Protection, Early Help, City Services/Waste Management, Fire and Rescue Services, Employment and Skills, and Health.
- 2.2 Ward Councillors are also invited to participate in these meetings.
- 2.3 Ward priorities are identified through a range of sources including: Citizens, Councillors, Partners, and Officers and current issues will be updated for each area committee.
- 2.4 Area Committee Chairs will be invited to review the latest Ward Reports to ensure that the format is accessible for Councillors and community representatives and that there is sufficient consistency across all areas.
- 2.5 The current individual Ward priorities, Key Issues, and Opportunities for Engagement for Basford and Bestwood are shown in Appendices 1 and 2 respectively and will be updated for each Area Committee.

3 OTHER OPTIONS CONSIDERED IN MAKING RECOMMENDATIONS

- 3.1 None

4 FINANCE COMMENTS

- 4.1 None

5 LEGAL AND PROCUREMENT COMMENTS

- 5.1 None

6 STRATEGIC ASSETS & PROPERTY COMMENTS

- 6.1 None

7 EQUALITY IMPACT ASSESSMENT

- 7.1 An EIA is not required as this is not a new or changing policy, service or function. Appendix 1 and 2 highlights forthcoming opportunities for citizens to engage in events and activities in their neighbourhoods

8 LIST OF BACKGROUND PAPERS OTHER THAN PUBLISHED WORKS OR THOSE DISCLOSING CONFIDENTIAL OR EXEMPT INFORMATION

- 8.1 None

9 PUBLISHED DOCUMENTS REFERRED TO IN COMPILING THIS REPORT

- 9.1 None

This page is intentionally left blank

Appendix 1 - Basford Ward Report

Neighbourhood Nottingham

Priority	Progress since last area committee (June 17)	Lead
To improve the visual appearance of neighbourhoods by tackling hot spot areas and developing derelict land (NAT, Area Committee and Councillor Ward Pledges)	<ul style="list-style-type: none"> • In Quarter 1 there was an average cleanliness score of 87. (89, 83 and 88 over April/May/June respectively, which is a small decrease of 1% on the year to date figures. • 3 new bins have been installed at BUFC and are well used. Whilst dog fouling is still an issue, the number of complaints has decreased. Further solutions to prevent dog fouling in this area are being looked into. • Three Councillor Ward Walks • Area Capital programme for 2018 underway. Further schemes to be discussed with Councillors during September. • Housing Developments: Northern Court – works nearing completion on major development 	City Services, Community Protection, NCH and Regeneration
To complete Toton Close Grander Scheme by end of May 2018	<ul style="list-style-type: none"> • Detailed design and costings complete. Costings agreed. Work began mid-June. There have been some technical issues which are currently being resolved whilst work is continuing. 	NM/NCH/Highway design
Support community groups and organisations	<ul style="list-style-type: none"> • Regular meeting held to discuss ongoing issues with TRA's and community groups • Events are planned and run in partnership with community groups. Vernon Park Live was very well attended despite the first rain in weeks. SALTAR continued their playdays with 4 being delivered over the summer in addition to the popular fun day on the 8th August. A joint event also took 	NM/Area Lead/CBF

	<p>place at the Mellish Centre with Area 1.</p> <ul style="list-style-type: none"> Support the development of CBF Gymnasium in managing the Henry Mellish Centre. Additional funding was awarded by the Councillors to pay for a professional bid writer. The funding was a joint contribution with Bulwell Forest Councillors. This will give CBF a better chance of being successful in applying for additional funding streams. 	
Target litter, dog fouling and fly tipping	<ul style="list-style-type: none"> A dog-chipping event is planned for Vernon Park at the end of September/beginning of October. Dog fouling prevention information and bags will be given out. 115 fly tips have been removed in Quarter 1. A campaign to promote the bulky waste service and a focus on the flytipping hotspots will be developed through the NAT. 	City Services, Community Protection and community groups
Colson	<ul style="list-style-type: none"> Continue to monitor performance and report issues to the Environment Agency and other partners such as Severn Trent. EA have brought successful prosecution under their permit. NCC supporting prosecution with evidence and witnesses. Sentencing in August was adjourned. A new date is expected in September. 	NM, Community Protection and Environmental Health
Ward Councillor Grants	<ul style="list-style-type: none"> Funding approvals can be seen in the Ward Budget report 	NM

Safer Nottingham

Priority	Progress since last area committee (June 18)	Lead
To reduce all crime (NAT and Area Committee priority)	<ul style="list-style-type: none"> Increase in patrols in affected areas Residents given advice on crime prevention in affected areas Information provided via media such as Twitter and Facebook. 	Police
To reduce anti-social behaviour in the	<ul style="list-style-type: none"> Providing information on making properties safer 	Police, Community

neighbourhood priority area, focusing upon hotspots, diversionary activities and nuisance neighbours (NAT and Area Committee priority)	<ul style="list-style-type: none"> • Detached youth sessions undertaken when and where ASB reported • Steps being taken to re-open Heathfield Community Centre so that it can provide regular sessions and diversionary activities • To use the NCH Mediation Service where appropriate to reduce escalation of incidents 	Protection, NCH, Early Help & Area Lead.
To take action against deliberate fire setting (NAT priority)	<ul style="list-style-type: none"> • Fire Service to monitor incidents • Education in schools in affected areas • To make safe the derelict buildings of Church Street along railway track 	Fire Service NAT partners

Families Nottingham

Priority	Progress since last area committee (6 December 2017)	Lead
Maintain activities for young people (NAT, Area Committee and Councillor Ward Pledges)	<ul style="list-style-type: none"> • Youth provision mapping for Basford complete • Area Lead continue to deliver free football sessions at Southwark School • Early Help Early providing youth sessions at Heathfield Community Centre • Working with the Youth Providers to plan an Area 2 wide long term project to decrease anti-social behaviour – funding will be sought depending on the success of a smaller pilot in Bestwood, which is due to begin shortly. 	Early Help, Area Lead
2018 Programme	<ul style="list-style-type: none"> • Four community fun days have taken place over the Summer along with additional play sessions. • Play scheme ran on Stockhill Park over school holidays on Wednesdays and sports sessions were on Saturdays over the summer months 	NM, Area Lead and community groups

	<ul style="list-style-type: none"> • Sports camps at Henry Mellish Sports Centre Summer • Arts and crafts sessions to be held at various sites through the year 	
Parks	<ul style="list-style-type: none"> • Former Goldcrest Road playground to be improved. • Wren funding currently being sought to improved Gabrielle Close play area 	Parks and community groups

Health Nottingham

Priority	Progress since last area committee (6 December 2017)	Lead
To reduce childhood obesity (NAT priority)	<ul style="list-style-type: none"> • Sports camps held at Henry Mellish during school holidays and play schemes at Stockhill Park • Improved play and gym equipment on parks in Basford 	NM, Parks and Area Lead
Cycling	<ul style="list-style-type: none"> • Improvements to cycling routes planned around Church Street area 	Transport Planning

Working Nottingham

Priority	Progress since last area committee (6 December 2017)	Lead
To raise awareness of job opportunities and provide support to get people into employment. (NAT, Councillor Ward Pledges)	<ul style="list-style-type: none"> • Early Help and NCN providing adult learning programme at SAC. • Area Based Grant – to be reported separately to Area Committee • Step Into Work Programme – As of April 2017-18 programme deliverer changed to Bestwood Partnership • Promote job opportunities on MyBasford Facebook and through community networks 	NCC Economic Development Area Lead - Bestwood Partnership

--	--	--

**Key current issues
(3-5 issues)**

- Continued promotion of neighbourhood alert (over 600) and My Basford Facebook (Approximately 200) Introduce My Basford Twitter
- Continue monitoring activities around the Colson site after recent improvements – working with the Environment Agency to seek improvements on operation or to take enforcement action and Nottingham City Council powers.
- Ongoing-targeted dog fouling and fly tipping operations, targeting the Brooklyn Bridge and Vernon Park areas – install new fencing to Brooklyn Bridge to reduce fly tipping. Funding has been approved and design work has started.
- To improve the state of trees in the area – Highbury Road works complete and Percy Street works are ongoing
- ASB at Vernon Park – currently looking at the feasibility of locking the park at night

Opportunities for citizens to engage – forthcoming dates of events and activities.

- Monthly meeting with Stockhill and Ladbrooke Tenants and Residents – last Wednesday of every month at the Stockhill Park Pavilion, 6.30pm.
- Explore re-launching the Highbury Vale Tenants and Residents group
- Quarterly meetings with Friends of Vernon Park
- Ward Walks – Thursday 20th Sept 5.00pm and Thurs 15th November 10am, Venues TBC

Appendix 2 Bestwood Ward Report

Neighbourhood Nottingham

Priority	Progress since last area committee (June 2017)	Lead
<p>To improve the visual appearance of neighbourhoods by tackling hot spot areas and developing derelict land (NAT, Area Committee and Councillor Ward Pledges)</p>	<ul style="list-style-type: none"> • Cleanliness score has ranged from 88 in April, 83 in May, 90 in June and 86 in July. • Undertaking regular Cllr ward walks where partners pick up and respond to issues. • Partnership approach to Lytham Gardens area – engagement, off road team, drugs warrants and cleansing including a partnership litter pick (May 2018) • Notable cleaning activities: <ul style="list-style-type: none"> - Barent Walk was deep cleaned (grass cut, weed sprayed and strimmed and a no fly-tipping sign was put up). - Belconnen & Cairns (day of action – July) and clean up of the footpath running from Oakington Close to Hucknall road in May. - Opened up the entrances from Andover Road onto Hucknall Road to improve visibility. • Business in the Community – 26 Boots volunteers helped with environmental works, litter picking painting on Sandy Banks Nature Reserve and supporting Bestop Kitchen 21 June) • Partnership day of action – Belconnen & Cairns (26th July) – cleansing, moss removal, engagement, parking advisory's. • Continued works for WREN improvements to Hucknall Walkway. • S.106 improvements to Sun Rise Hill nature reserve continue. 	<p>City Services Neighbourhood Management Community Protection Nottingham City Homes</p>

	<p>Housing Developments:</p> <ul style="list-style-type: none"> • Padstow Site (Poplar Heights): Master planning now complete, designs being worked up to planning stage – estimate new build of 290 units of mixed tenure of social rent, market rent and market sale. Planning application estimated September 2018, with a start on site in March 2019. • Ridgeway field - Revised scheme design of 62 units has been produced. All surveys are complete. Planning will follow on from Padstow so the timing depends on progress on the Padstow main site. Start on site scheduled for summer 2019. • Beckhampton Road playing field - Draft scheme designs for 102 units have been produced. Site surveys are yet to be carried out. Start on site scheduled for Autumn 2019. • Eastglade site - Going to planning this summer. The anticipated start on site date is now spring 2019. Unit numbers has increased to 63. The units will be owned by NCH. • Haywood playing field, Bestwood Park: NCC are reviewing options concerning who are going to develop this site. 	
--	-----------------------------------------------------------------------------------------------------------------------------------------------------------------------------------------------------------------------------------------------------------------------------------------------------------------------------------------------------------------------------------------------------------------------------------------------------------------------------------------------------------------------------------------------------------------------------------------------------------------------------------------------------------------------------------------------------------------------------------------------------------------------------------------------------------------------------------------------------------------------------------------------------------------------------------------------------------------------------------------------------------------------------------------------------------------------------------------------------------------------------------------	--

Safer Nottingham

Priority	Progress since last area committee	Lead
To reduce all crime (NAT and Area Committee priority)	<ul style="list-style-type: none"> • As of end of July 2018 all crime up 157 offences (31%) compared to the same time in the previous year. • Regular analysis of data to identify trends / patterns • Additional policing resources through introduction of Operation Reacher – April 2018. 	Police

<p>To reduce anti-social behaviour in the neighbourhood priority area, focusing upon hotspots, diversionary activities and nuisance neighbours (NAT and Area Committee priority)</p>	<ul style="list-style-type: none"> • As of end of July 2018 ASB down 37 incidents (15%) compared to the same time in the previous year. <ul style="list-style-type: none"> - Noise up 2% - Youth down 51% <p>Community Protection team continue to be proactive in area. For April to June:</p> <ul style="list-style-type: none"> • Community Protection Warning Letters (for gardens / noise) –Between April & June - 3 • Community Protection Notice Between April & June -1 • Dog Ops April & June - 33 • Fixed Penalty Notices (e.g. littering / dog fouling / fly tipping / cycling on pavements) – April - 8; May – 15; June - 4 <ul style="list-style-type: none"> • Detached youth work continues Mondays and Thursdays with additional football sessions Mondays at Southglade. Youth ASB shows a 51% decrease on the previous year with 32 incidents during April – July 2018. 	<p>Police, Community Protection, NCH, Early Help & Area Lead.</p>
<p>To take action against deliberate fire setting (NAT priority)</p>	<ul style="list-style-type: none"> • No patterns of deliberate fires. • 9 deliberate fires between April and June. Recent increase in grass fires during July. • Successful day of door knocking – Fire & Police – encouraging residents to report dangerous activity including mopeds & off road vehicles – 40 addresses spoken to and 6 home safety checks. Further door knocking planned for Mosswood Crescent. 	<p>Fire Service</p>

To address domestic violence through prevention and support services (NAT priority)	<ul style="list-style-type: none"> Ongoing rolling Freedom Programme – for victims of domestic violence. 	Police and Early Help
-------------------------------------------------------------------------------------	-------------------------------------------------------------------------------------------------------------------------	-----------------------

Families Nottingham

Priority	Progress since last Area Committee	Lead
Maintain activities for young people (NAT, Area Committee and Councillor Ward Pledges)	<ul style="list-style-type: none"> Youth Strategy Group: Focusing upon developing a mentoring project, increasing capacity of Area Based Lead and capacity building of CVS groups. CBF continue to deliver free football sessions at Southglade during lighter nights and two nights a week outreach around the area. Early Help providing three youth sessions a week for 13-19 year olds at the Ridge. Early Help providing three play sessions a week for 6-13 year olds at the Ridge. Community and voluntary groups continue to deliver youth provision in the area (e.g. The Peoples Church, Messy Church, Arnold Road Evangelical Church, Scouts, and other sports clubs). 	Early Help, Area Lead

Health Nottingham

Priority	Progress since last Area Committee	Lead
To reduce childhood obesity (NAT priority)	<ul style="list-style-type: none"> 1 hour outdoor activity provided in all youth and play sessions Bestop expanding to provide Bruch Club 29th Oct – Fri 2nd Nov at 11am for vulnerable families being targeted through schools (free school meals), partners like Bestwood Advice centre and Bestwood Partnership will be in attendance. 	Public Health, City Care Nutrition Team, Southglade Leisure Centre, schools
To support local volunteers, raise	<ul style="list-style-type: none"> Bestop Community Garden – residents signed up to be 	NAT, Area Lead

aspirations and support community empowerment (NAT priority)	involved.	
To promote mental health services and mental wellbeing (NAT and Area Committee priority)	<ul style="list-style-type: none"> • Bestop Kitchen celebrated its first birthday on 26 June attracting extensive positive media coverage. • Continue to provide a varied programme of community events to reduce social isolation and promote community cohesion <ul style="list-style-type: none"> - Bestwood Cultural Festival 7th July - Southglade Park Live 1st Aug - Family Summer Fun Days at the Ridge - The Heart Church Bestwood Party – August at the Ridge 	Public Health, NAT, Community & Voluntary Sector

Working Nottingham

Priority	Progress since last Area Committee	Lead
To raise awareness of job opportunities and provide support to get people into employment. (NAT, Councillor Ward Pledges)	<ul style="list-style-type: none"> • Early Help and NCN providing adult learning programme at Southglade Access Centre. • Area Based Grant – to be reported separately to Area Committee 	NCC Economic Development Area Lead - Bestwood Partnership

List of key current issues (taken from latest NAT Review)

- Motorbikes/motorised scooters/mini motos/quad bikes (Respect Survey priority)
- Dog fouling (Respect Survey priority)
- Rubbish and litter lying around (Respect Survey priority) - Fly tipping / rubbish in NCH communal flat areas and sporadic fly tips on streets

- Criminal damage (Respect Survey priority) – no patterns
- Drug offences (Respect Survey priority)

Opportunities for citizens to engage - forthcoming dates of events and activities

- **Day of Action** – Belconnen & Cairns 26th July
- **Councillor Ward Walks** – 15th August (Belleville Drive area); 3rd October (location tbc); 12th December (location tbc)
- **Family Beach Day** at The Ridge Adventure Playground Tuesday 31st July 1-4pm
- **Southglade Park Live** – 1st August, 12-4pm
- **Family Fun Day** at the Ridge Adventure Playground Tuesday 14th August 1-4pm
- **Bestwood Summer Party:** The Ridge Adventure Playground 12 noon until 3.30pm Tuesday 21st & Wednesday 22nd August 2018
- **Community Consultation** – Bestwood Park Church expansion - 4th September 4-6pm
- **Animal Welfare event** – 5th September 9-5pm at Southglade Park
- **Monthly meetings** – Bestwood Park Community Association (dates vary)
- **Monthly meetings** – Leen Valley Community Association (4th Tuesday at 6pm)

This page is intentionally left blank

SUMMARY PERFORMANCE REPORT

AREA 2

Basford & Bestwood

Area Total	Category	Apr-18	May-18	Jun-18	Jul-18	Aug-18	Sep-18	Oct-18	Nov-18	Dec-18	Jan-19	Feb-19	Mar-19	Year To Date				YTD Rates	
														2017-18	2018-19	Vol +/-	% Change	2017-18	2018-19
Area Committee 2	All Crime	293	332	347										734	972	238	32%	22.27	29.49
	Victim Based Crime	249	277	289										655	815	160	24%	19.87	24.73
	Criminal Damage	51	47	48										155	146	-9	-6%	4.70	4.43
	Theft	41	49	45										123	135	12	10%	3.73	4.10
	Burglary - Residential	19	17	17										-	53	-	-	-	1.61
	Violence	100	115	125										233	340	107	46%	7.07	10.32
	<i>Domestic Violence</i>	41	39	57										107	137	30	28%	3.25	4.16
	<i>NTE Violence</i>	4	3	3										3	10	7	233%	0.09	0.30
	<i>Other Violence</i>	55	73	65										123	193	70	57%	3.73	5.86
	ASB	82	85	98										316	265	-51	-16%	9.59	8.04
	<i>Noise</i>	20	32	46										123	98	-25	-20%	3.73	2.97
	<i>Youth</i>	25	16	16										86	57	-29	-34%	2.61	1.73
	<i>Alcohol</i>	7	8	7										37	22	-15	-41%	1.12	0.67
	Ave. Qrt Score	Deliberate Fires	5	5											7	10	3	43%	0.21
Cleanliness Score		0												#DIV/0!	0	#DIV/0!	#DIV/0!	N/A	N/A
Graffiti (reactive)		0												0	0	0		0.00	0.00
Fly-Tipping (reactive)		0												0	0	0		0.00	0.00
Dog Fouling (reactive)		0												0	0	0		0.00	0.00
Unemployment	970												880	970	90	10%	26.70	29.43	

Page 79

Ward	Category	Apr-18	May-18	Jun-18	Jul-18	Aug-18	Sep-18	Oct-18	Nov-18	Dec-18	Jan-19	Feb-19	Mar-19	Year To Date				YTD Rates	
														2017-18	2018-19	Vol +/-	% Change	2017-18	2018-19
Basford	All Crime	162	172	176										364	510	146	40%	22.46	31.47
	Victim Based Crime	140	152	158										321	450	129	40%	19.81	27.77
	Criminal Damage	28	25	31										49	84	35	71%	3.02	5.18
	Theft	27	33	23										67	83	16	24%	4.13	5.12
	Burglary - Residential	11	11	6										-	28	-	-	-	1.73
	Violence	55	47	66										122	168	46	38%	7.53	10.37
	Domestic Violence	22	11	29										54	62	8	15%	3.33	3.83
	NTE Violence	4	2	1										3	7	4	133%	0.19	0.43
	Other Violence	29	34	36										65	99	34	52%	4.01	6.11
	ASB	47	31	50										134	128	-6	-4%	8.27	7.90
	Noise	15	10	23										60	48	-12	-20%	3.70	2.96
	Youth	15	11	7										34	33	-1	-3%	2.10	2.04
	Alcohol	6	3	6										21	15	-6	-29%	1.30	0.93
Ave. Qrt Score	Deliberate Fires	2	0											3	2	-1	-33%	0.19	0.12
	Cleanliness Score	0												#DIV/0!	0	#DIV/0!	#DIV/0!	N/A	N/A
	Graffiti (reactive)	0												0	0	0		0.00	0.00
	Fly-Tipping (reactive)	0												0	0	0		0.00	0.00
	Dog Fouling (reactive)	0												0	0	0		0.00	0.00
	Unemployment	385												360	385	25	7%	22.21	23.76

Ward	Category	Apr-18	May-18	Jun-18	Jul-18	Aug-18	Sep-18	Oct-18	Nov-18	Dec-18	Jan-19	Feb-19	Mar-19	Year To Date				YTD Rates	
														2017-18	2018-19	Vol +/-	% Change	2017-18	2018-19
Bestwood	All Crime	131	160	171										370	462	92	25%	22.09	27.58
	Victim Based Crime	109	125	131										334	365	31	9%	19.94	21.79
	Criminal Damage	23	22	17										106	62	-44	-42%	6.33	3.70
	Theft	14	16	22										56	52	-4	-7%	3.34	3.10
	Burglary - Residential	8	6	11										-	25	-	-	-	1.49
	Violence	45	68	59										111	172	61	55%	6.63	10.27
	Domestic Violence	19	28	28										53	75	22	42%	3.16	4.48
	NTE Violence	0	1	2										0	3	3		0.00	0.18
	Other Violence	26	39	29										58	94	36	62%	3.46	5.61
	ASB	35	54	48										182	137	-45	-25%	10.86	8.18
	Noise	5	22	23										63	50	-13	-21%	3.76	2.98
	Youth	10	5	9										52	24	-28	-54%	3.10	1.43
	Alcohol	1	5	1										16	7	-9	-56%	0.96	0.42
Ave. Qrt Score	Deliberate Fires	3	5											4	8	4	100%	0.24	0.48
	Cleanliness Score	0												#DIV/0!	0	#DIV/0!	#DIV/0!	N/A	N/A
	Graffiti (reactive)	0												0	0	0		0.00	0.00
	Fly-Tipping (reactive)	0												0	0	0		0.00	0.00
	Dog Fouling (reactive)	0												0	0	0		0.00	0.00
	Unemployment	585												520	585	65	13%	31.04	34.92